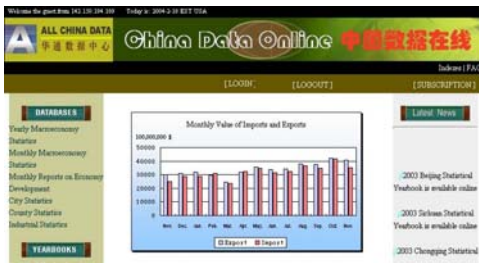


Looking for Chinese statistics? Using the following resources, you will find Chinese statistical information quickly and easily:

## CHINA DATA ONLINE

**What is it?** *China Data Online* is a database covering comprehensive Chinese statistical information. It includes population statistics, education statistics, industrial statistics, economic statistics and cultural statistics. All data is provided by China's Customs Department and the main administrative bureau of each industry, and exclusively authorized by the China National Bureau of Statistics.



**How to access it?** A free single user account has been offered to the Cheng Yu Tung East Asian Library. Any library user can access it on the U of T campus. Off-campus access is also available to members of the U of T community.

There are two ways to access it:

Director your browser to the Cheng Yu Tung East Asian Library homepage

<http://www.library.utoronto.ca/east>

Select *Library Resources*, on the next page scroll down to select *Chinese Resources*, on the following page, scroll down to *Electronic Resources – e-Books*, *China Data Online* is the second on the list.

Or, director your browser to the University of Toronto Library homepage

<http://www.library.utoronto.ca>

Change Quick search from “Catalogue” to “e-reference”, and type *China Data* in the search box, then click on the “GO” button, on the following page, click on *China Data Online*

**How to use it?** The database is structured to meet various users’ searching needs. The data is organized in three ways:

- **Monthly and Annual Data**

Monthly data includes monthly macro-economic statistics, Customs statistics, industrial data, the Monthly Report of China Economy Development, and much more.

Annual data also includes macro-economics, Custom statistics, industrial data, market yearbook, and imports/exports.

- **National and Regional data**

National statistics include national macro-economic data, market yearbooks, Report of China Economy Development and so on.

Regional statistics include regional macro-economic data, industrial databases and the like.

- **Specialized topical data**

Such as *Import and export statistics* including trading information with over 200 countries and regions from 1997 to the present, *Industrial statistics* covering more than 588 industrial branches, and *Census statistics* covering more than 700 cities and over 2,000 counties.

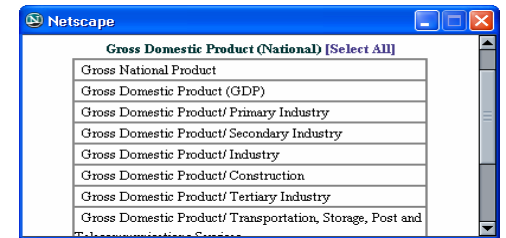
To search, you can simply go to a category, select the periods and indicators, then, perform search.

For example, if you are searching for *China National GDP for the year 1997 to 2001*:

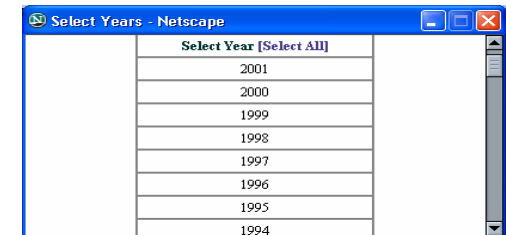
First, go to “China Yearly Macro-economy Statistics” category



Then, click on the top “Add” button to select indicators. There are more than 7,000 indicators in the database. The indicators are organized at different levels and grouped into various categories. By clicking on a general indicator group from the pop-up window, you get to the next level, and you have the option to select all indicators in the group or just click on specific indicators that you want:



After selecting the indicators, click on the bottom “Add” button to select dates. The database covers data from 1949 to present. Select the dates from the pop-up window.



Then click on the “Search” button. The result is displayed as a spread sheet. You have the option to download it into an Excel file.

China Yearly Macro-economy Statistics

Year	Gross Domestic Product (GDP) (100 million yuan)	Gross Domestic Product Primary Industry (100 million yuan)	Gross Domestic Product Secondary Industry (100 million yuan)
1997	74462.6	14211.2	37222.7
1998	78345.2	14552.4	38619.3
1999	83067.5	14472	40557.8
2000	89403.6	14212	45487.8
2001	95933.3	14609.9	49069.1


contains a free statistic database that you can access via web or Telnet.



Census and Statistics Department, Hong Kong SAR, PRC

<http://www.info.gov.hk/censtatd/home.html>

It provides statistics from Hong Kong. The data goes back to 1961. You have the option of display data in a text format, a chart, or a spread sheet.



The Cheng Yu Tung East Asian Library also has a very good collection of Chinese statistics in print format. For any further inquiries about Chinese statistics, please contact

Helen Zhou

416-978-1025

[xiao.zhou@utoronto.ca](mailto:xiao.zhou@utoronto.ca)

CHINESE STATISTICS

- China Data Online
- National Statistics Agencies

NATIONAL STATISTICS AGENCIES

National statistics agencies are normally good places for the most up to date statistical information. Here are three major statistics agencies web sites:

National Bureau of Statistics of China

<http://www.stats.gov.cn>

It covers data from 1996 to present, including census data, yearly statistics, industrial statistics, etc. It also links to provincial statistics and administrative departments sites.



National Statistics of Taiwan, Republic of China

<http://www.stat.gov.tw>

It mainly provides statistics from Taiwan but some statistics from Mainland are also included. There are all kinds of statistics publications that you can download into files or view online. The data goes back as far as 1961. It also

鄭裕彤東亞圖書館

